


How to use

Media –


Digital Devices




Digital devices are
a constant part
in our everyday life

Smartphones, tablets and laptops combine multiple functions of different devices.

A **camera** to take photos & make videos and a **microphone** to record audio.
Digital devices can also be connected to the **internet**.



With apps & software on digital devices you can take photos, record film and audio. You can also edit images, video and audio files very easy.

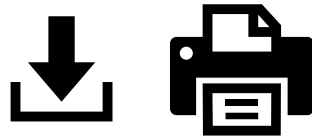


- camera
- microphone
- photo and video editor app
- voice recorder app
- gallery or camera roll





- webcam
- plug in microphone (headset)
- photo and video editor software / desktop app

You can save and archive files in different ways



- internal memory
- print out photos
- transfer to computer or laptop



- hard drive / secure server
- print out photos
- transfer via USB-stick /
memory card / external hard
drive

How to use

Media –

Media Projects

Making media
a topic to talk about
GALLERY of MEDIA HEROES

Making media a topic to talk about

Children experience digital media from an early age and most children in kindergarten have already media experiences.

Media experiences that children express in kindergarten while playing, telling stories, and drawing are good opportunities to talk about which media devices and content they like to use and why, and they are a starting point for exploring topics such as [media heroes](#) and media diversity in more detail.

Conversations are important when children actively learn about creative ways of using digital media in the kindergarten. This involves topics such as media usage rules, the [right to one's own image](#), safety, and app evaluation.

Learning goals | When children talk regularly about media they ...

- Learn something about history of technical development
- Memorize names of different technical devices and functions
- Establish media use rules in the kindergarten, deal with alternatives to media use and learn to deal with digital media consciously in a controlled and safe environment
- Deal with legal aspects of their media use (right to one's own image, copyright, data protection)
- Discuss the risks of digital media use (e.g., advertising, in-app purchases) and learn to find solutions for themselves (e.g., get help, use children's search engines and sites instead of Google)



Gallery of media heroes

Media topics and interests of the children should be considered in the kindergarten. Possibilities to process emotions and experiences with media should be offered regularly.

Talk about media heroes with children is an easy topic to start. Questions about television heroes are motivating and create opportunities to speak freely.



Why did you choose this hero?
Why do you think he / she / it is so great?



Learning goals | When children talk about media heroes they can ...

- Express and process media experiences and emotions
- Dealing with their own preferences, desires and strength
- Evaluate media content, see through content and reflect critically
- Improve language and communication skills



Photography

TAKE PICTURES
WITH A THEME

Photography


Children are fascinated by photos. Many children are familiar with digital cameras, cell phones or tablets. Taking pictures by themselves enables them to capture their environment, experiences and stories from their point of view and in their own way, and to show them to others.

In kindergarten children can actively try out photography, including image editing, experimentation and presentation, and learn to understand the power of images.

To start a photo-project give children [a task or a theme to take pictures](#) with a digital device. Review the photos together and decide which photos you want to keep. Delete the photos you don't want to keep.

Learning goals | When children produce and reflect on photos themselves they learn ...

- Get to know possibilities of photographic design and expression
- Stimulate creativity and experimentation
- Get to know photo editing options
- Support ability to cooperate and work in a team
- Active design and presentation of your own photo projects
- Critically reflect photos in the media



Audio

PLAY WITH AUDIO

Audio

Young children love stories. They love to guess the voices, noises and sounds of their surroundings and they listen to radio plays intensely. Designing and reflecting on their own recordings and audio products strengthens their listening skills, which are important for language and learning, communication and building relationships.

To start an audio-project try out the microphone on your digital device and [play with audio](#). Record the voices of the children and listen to it. You can also go around the house or outside in the garden and record different noises and sounds.

Learning goals | When children produce and reflect on their own audio recordings they learn ...

- Listen consciously
- Improve language and communication skills
- Get to know the use of microphone and voice recording-apps
- Support ability to cooperate and work in a team
- Active design and presentation of their own audio recordings
- Critically reflect audio productions in the media



Film

MAGIC CAMERA TRICKS

Film

Young children love movies and bring a wide range of film experiences to the kindergarten. At home they watch television, go to the movies or use the Internet. How stories get on television, how films are made and how they influence us, children experience all this when they make their own films.

Tricks and [magic with the camera](#) can be realized very easily with a tablet on a tripod. The simplest trick is the [stop trick](#). With this trick you can for example make 20 children disappear into a cardboard box. Or a hat can go from one child to another. Or shoes can go by themselves. Or objects can show up and be removed by magic.

Watch the video tutorial in the next chapter to get an example how to use the stop tick.

Learning goals | When children produce and reflect on their own films they learn ...

- Get to know possibilities of cinematic design and expression
- Active design of their own stories and film scripts
- Ability to cooperate and work in a team
- Improve language skills
- Get to know video editing software or apps
- Present your own ideas and topics in a movie
- Critically reflect films in the media

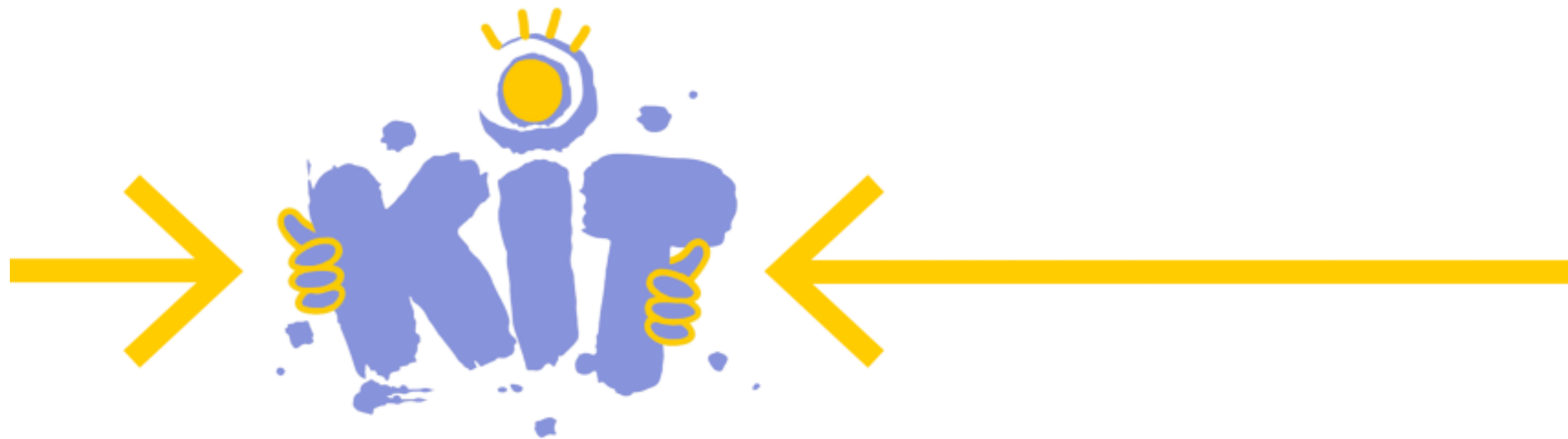


Summary

MEDIA PROJECTS

Learning goals for children in media projects

- ✓ foster basic competences
- ✓ express and process general and emotional experiences with media
- ✓ recognize and reflect personal preferences, wishes and assets
- ✓ see through media content, how it is done, evaluate and critically reflect it
- ✓ facilitate speaking and communication skills



PARTNERS



méd:a
ANIMATION



LA
FABU
LERIE
l'atelier culturel
& fabrique numérique



Co-funded by the
Erasmus+ Programme
of the European Union

The contents of this publication are the sole
responsibility of the author and can in no way be taken
to reflect the views of the European Commission.