

Digital Tools
that can be used
in Kindergarten

WHAT IS A DIGITAL TOOL?

Digital tools are the digital resources that enable the use of technologies to facilitate communication and access to information.

In education, they are a good ally for educators, as they can work as a complement, in the teaching and learning process, to the interactions and activities that are developed everyday in kindergartens.

They can also be facilitators of communication between the school, families and other partners in the educational community.

We can give as examples of digital tools different platforms, applications, websites and Internet sites, computers, tablets, smartphones, among others.

In this lecture we

In this module we chose six tools that can be divided into two distinct groups: the first group, the tools that prioritize school-family-educational community communication and the second group, the tools that allow us to create instruments for interaction with the child and that support her learnings.

SELECTED DIGITAL TOOLS

School-family-educational community communication




- 1) Classdojo (consult E-Learning lecture- 2)
- 2) Padlet

Learning Support for Child and Educator

- 3) Genially
- 4) Learningapps
- 5) Stop Motion
- 6) Book Creator

Now it's time to explore the different digital tools. Good work!

SCHOOL-FAMILY- EDUCATIONAL COMMUNITY COMMUNICATION



padlet



ClassDojo

If you are looking for a tool that helps you to communicate with families and allows you to have instant feedback, this is the right tool!

To know more about it, please check the lecture 2 about Classdojo app.

Click on the links below and find out how to use your ClassDojo application!

LINKS

CLASSDOJO TUTORIAL

<https://youtu.be/qBjXjC9PZ9c>



CLASSDOJO EDUCATOR TUTORIAL

<https://youtube.com/shorts/wWq9uUCxVX4?feature=share>

CLASSDOJO PARENTS TUTORIAL

<https://youtube.com/shorts/AEGpbfHDtwM?feature=share>

CLASSDOJO STUDENT TUTORIAL

<https://youtube.com/shorts/BLuUL4WgoQ8?feature=share>

Click on the links below and find out how to use your ClassDojo application!

<https://www.classdojo.com/pt-pt/download/?redirect=true>





padlet



Padlet

[Fazer login](#)

[Página inicial](#)

[Produto](#)

[Assinaturas](#)

[Sobre](#) [Vagas](#) [Privacidade](#)

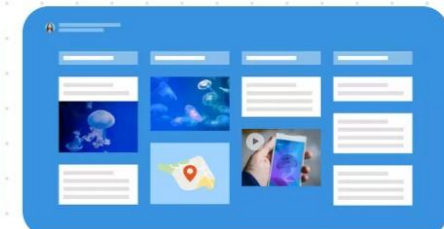
[Mais](#)

[?](#) [👤](#) [Português](#)

Que dia lindo.
Tão lindo quanto o que você pode criar aqui.

[Inscrever-se gratuitamente](#)

[Instalar o app para Windows](#)





PADLET

Padlet is a digital tool that allows the creation of a dynamic and interactive mural or virtual board to record, save and share content (images, videos, text documents).

Padlet allows students to carry out tasks and/or create their own ideas on a given topic.

It allows us to share everything created on the platform with other users of the service, which facilitates teamwork management.

Mainly in the education area, the murals created in Padlet, which can be shared with other platforms such as Google Classroom (Google Classroom), work as a new modality to store and distribute activities to students or their families.

It has a free version that works on different devices.



PADLET- Tutorials links

Tutorials

<https://youtu.be/GkzFY151XhQ>

<https://padlet.com/>

What is it?

<https://www.youtube.com/watch?v=F-LRgH6dngI>

Create and share tutorials

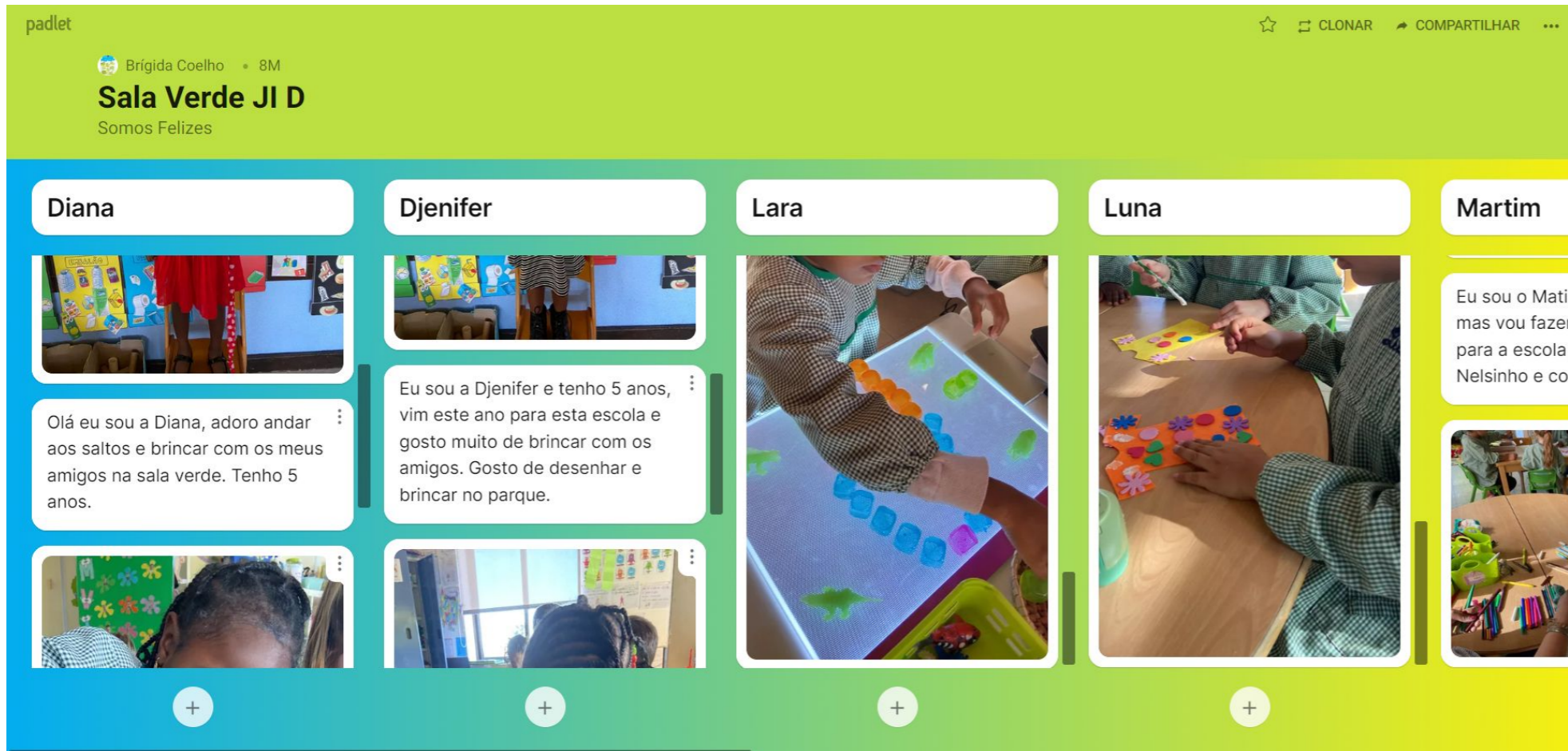
<https://www.youtube.com/watch?v=JCOtSQLwxiY&t=11s>

Create applications in Padlet tutorial

<https://www.youtube.com/watch?v=VOnnm7IZIHM>



PADLET- SOME EXAMPLES



padlet

Brígida Coelho • 8M

Sala Verde JI D

Somos Felizes

Diana

Olá eu sou a Diana, adoro andar aos saltos e brincar com os meus amigos na sala verde. Tenho 5 anos.

Djenifer

Eu sou a Djenifer e tenho 5 anos, vim este ano para esta escola e gosto muito de brincar com os amigos. Gosto de desenhar e brincar no parque.

Lara

Luna

Martim

Eu sou o Matim mas vou fazer 6 para a escola p: Nelsinho e com



padlet

Isabel Matos Aesa • 9M

Emoções

Explorando as nossas emoções

Vamos descobrir as nossas emoções com o Monstro das Cores

O monstro das cores

de Anna Lennas
(adaptação)
Nuvem de Letras


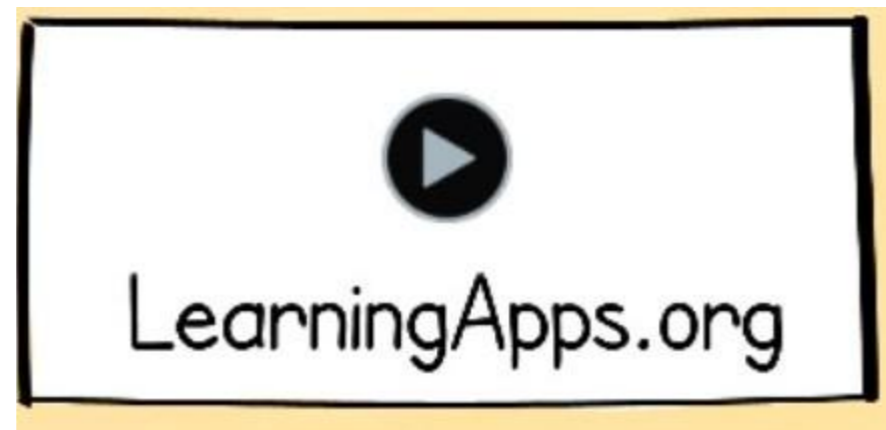
YouTube

LEARNING SUPPORT INTERFACE WITH THE CHILD

Stop Motion



genially





Genially

Para quem ▾ Criar ▾ Por que Genially Planos

ACESSAR CADASTRE-SE PT ▾

Criar conteúdo interativo é

Uau!

Brinque com os botões!

Faça apresentações, infográficos e conteúdos surpreendentes, por conta própria ou em equipe.

Comece agora, é grátis!



CREATE GENIALLY

My creations

My brand

Inspiration

Starred

GEG Spain

★ Plans

What you can create with Genially

Search for a template



Presentation



Dossier & Report



Learning Experience



Gamification



Interactive Image



Horizontal Infographic



Vertical Infographic



Guide



Video Presentation



Personal Branding



Social



Blank Creation



GENIALLY

Genially is a software that allows the teacher to create different teaching resources, interactive content such as infographics, games, presentations, microsites, catalogs, maps, among other documents, which can be enriched with interactive effects and animations, which enable meaningful learning.

To install the application, just go to the site's page and click on the download button.

All the software on the site is checked with an antivirus, so it is very safe to download anything here.

To use it, simply create an account by registering or connecting to a Google, LinkedIn, Facebook, Microsoft or Twitter account.



genially

TUTORIALS LINKS

Tutorial

https://youtu.be/a_ZF9cQ-BM4

Tutorial 1

<https://genial.ly/>



genially

Tutorial 2

<https://www.youtube.com/watch?v=enHrDPcyk08>


Tutorial 3

<https://www.youtube.com/watch?v=Imtz5AIQMpM>

Tutorial 4

<https://www.youtube.com/watch?v=TTFnoFB4ohY>

GENIALLY -SOME EXAMPLES





<https://view.genial.ly/6199475223782c0d5da6e278/interactive-content-corrida-de-monstros>



LearningApps.org

Learningapps



LearningApps.org

Português

Buscar em Apps

Visualizar Apps

Criar Apps

Create collection

Entrar

O que é LearningApps.org?

Mostrar tutorial

Help us and donate. Your donation is used for further development and to keep LearningApps.org online and free for everybody. [learn more](#)

Doar

PayPal

LearningApps.org



LearningApps

LearningApps is an online application that allows, using small interactive modules, to develop dynamics to promote active learning.

It allows the creation of different types of interactive instruments such as “pairs game”, “memory game”, “letter soup”, “crosswords”, “multiple choice answer”, “phrase ordering” or “the game who wants to be a millionaire”, among others.

It is an easy-to-use tool for free, with no need to install any program.

It is a platform that allows its users to create fun instruments that they can use alone or in a group, which can include various interactive elements, making the application more fun.



TUTORIALS LINKS


Tutorial – Vídeo


<https://youtu.be/q8xnUQssfWE>

Tutorial

<https://learningapps.org/>

LEARNINGAPPS- SOME EXAMPLES





<https://learningapps.org/display?v=ppjc0dhy521>

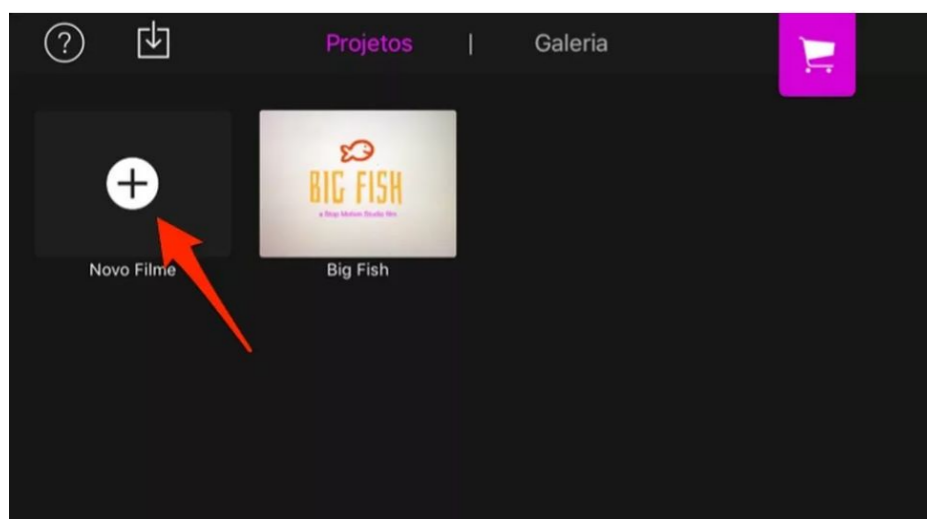
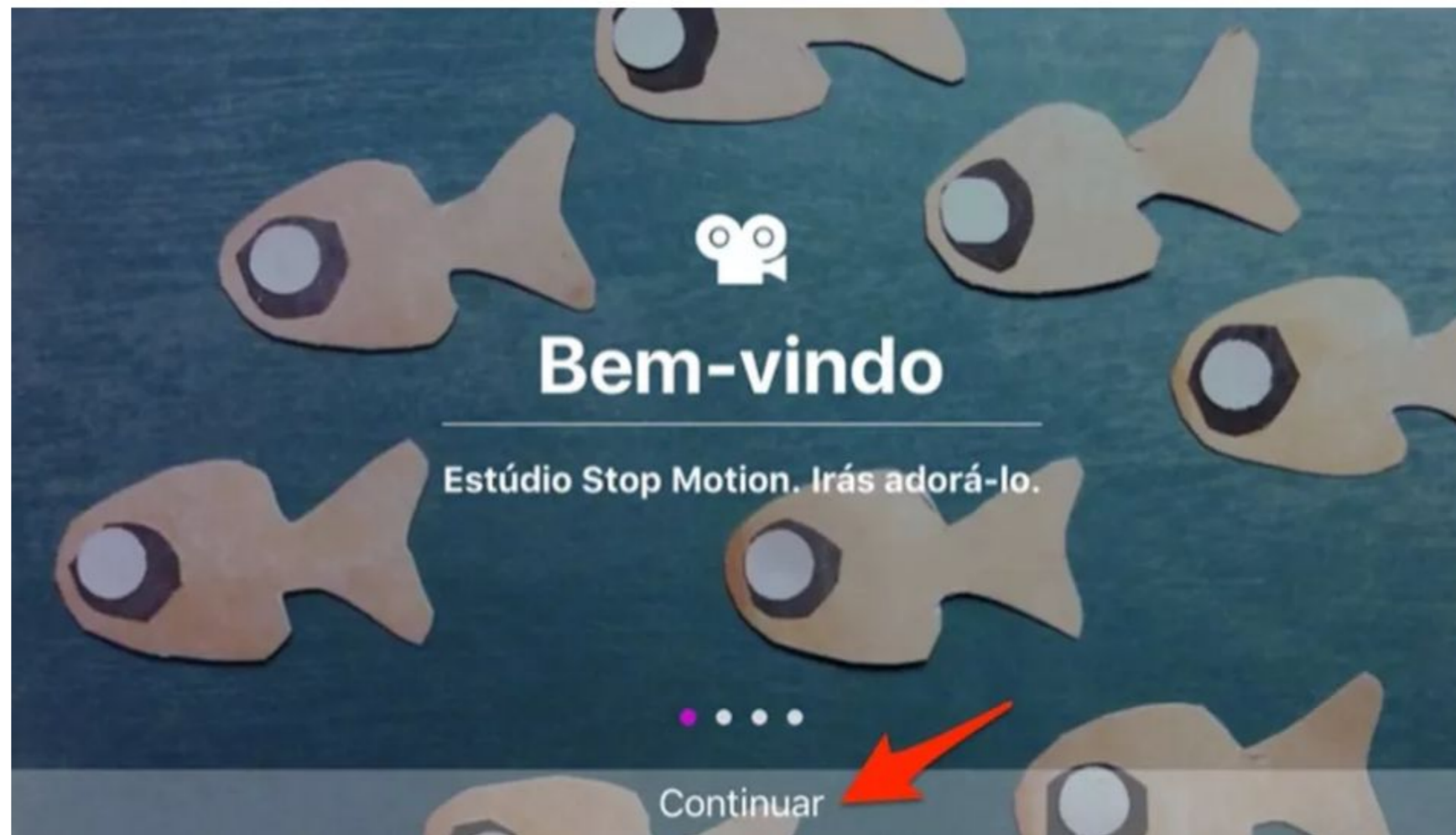



<https://learningapps.org/watch?v=pcq8xizet21>



<https://learningapps.org/watch?v=pfhcf9ws221>

Stop Motion






STOP MOTION

Stop Motion is an animation technique that allows us to bring static objects to life.

We achieved this wonder by filming the object step by step. When the entire sequence is recorded, we visualize the production of movement, which allows us to create beautiful animated films.







TUTORIALS LINKS

Tutorial

<https://youtu.be/8VBymMQB50o>

STOP MOTION- SOME EXAMPLES





https://youtu.be/_dCrn8V6qrw



<https://youtu.be/3q0W5BVS0sU>

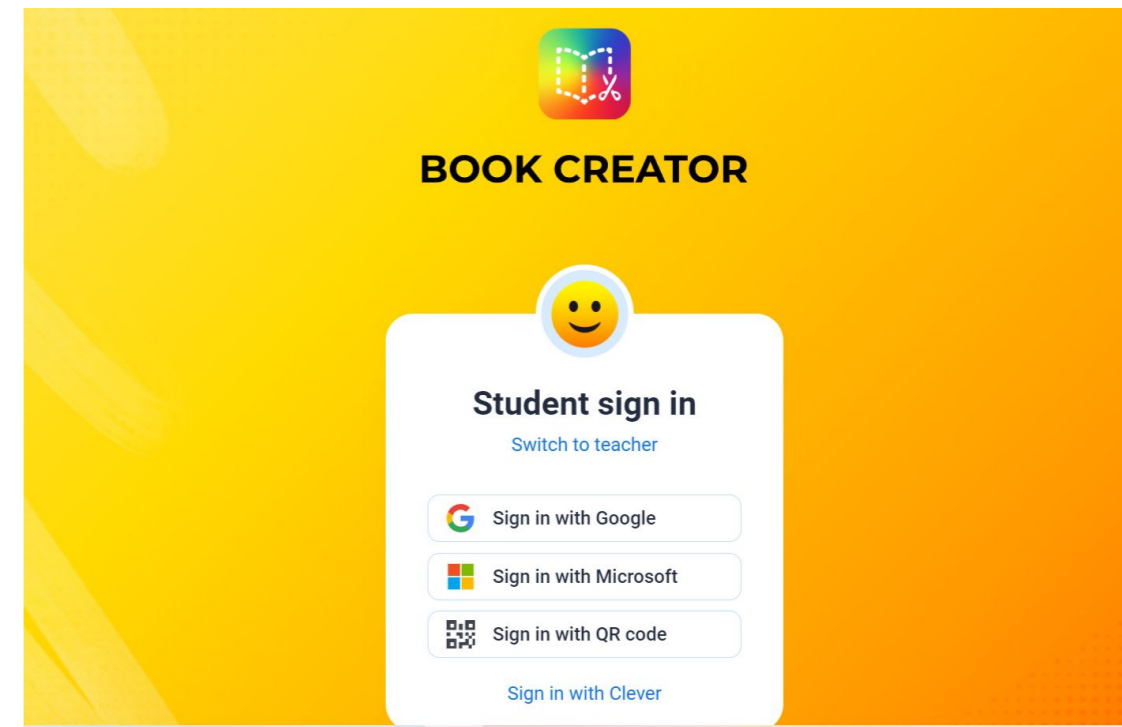




<https://youtu.be/7X3NZsV0ZTM>



Book Creator



← **Book Creator Team** ✓
37,1 mil Tweets

Book Creator Team ✓
@BookCreatorApp

Students love it. Teachers love it. #BookCreator is the simplest, most inclusive way to create content in the classroom. Create a free account today! 🌈

📅 Educação 🌐 UK & USA 🔗 bookcreator.com
📅 Ingressou em janeiro de 2011

28,1 mil Seguindo 69,1 mil Seguidores

Seguir

🔍 Buscar no Twitter

Novo no Twitter?

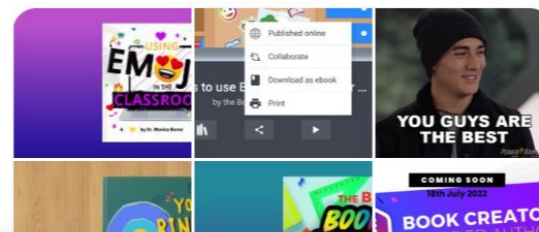
Inscreva-se para ter sua própria timeline personalizada!

Inscrever-se no Google

Inscrever-se com Apple

Inscreva-se com número de celular ...

Ao se inscrever, você concorda com os [Termos de Serviço](#) e a [Política de Privacidade](#), incluindo o [Uso de Cookies](#).



Não perca o que está acontecendo

As pessoas que usam o Twitter são as primeiras a saber.

Entrar

Inscrever-se



BOOK CREATOR

BOOK CREATOR

It's a free online tool for producing and sharing books, very simple, that allows the introduction of images, shapes and video, voice recording and writing.

One of the advantages is that it can be a facilitator of learning to read and write, in a playful way for the child!



BOOK CREATOR

TUTORIALS LINKS

Tutorials

<https://youtu.be/SKvh0eOwHwI>

<https://bookcreator.com/>




BOOK CREATOR

SOME EXAMPLES



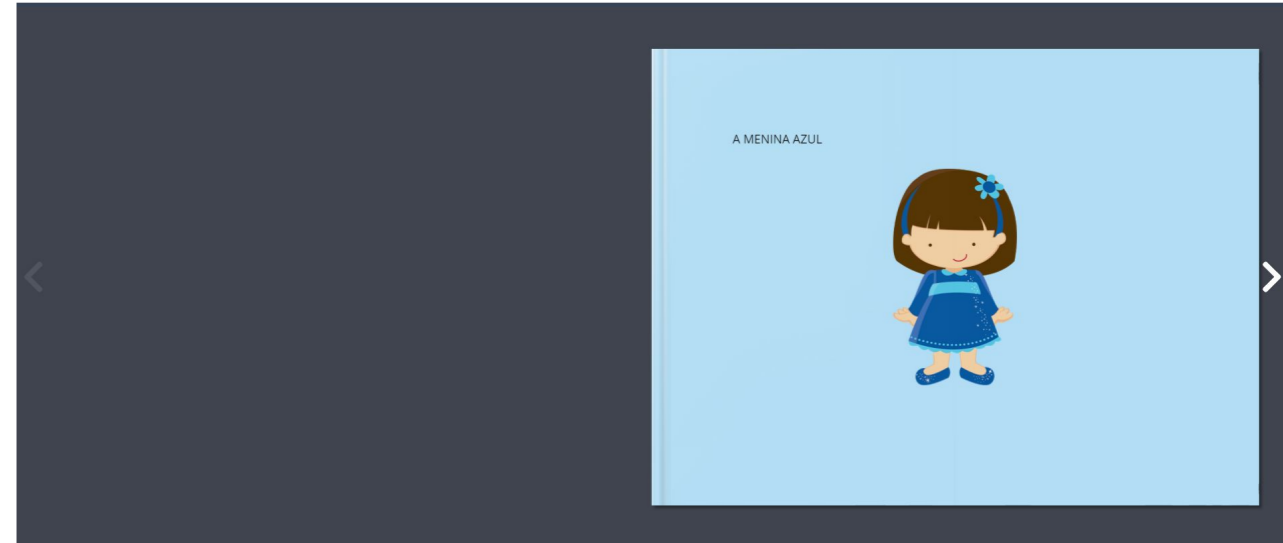
A nossa sala
by Brígida Coelho

Remix Read to me



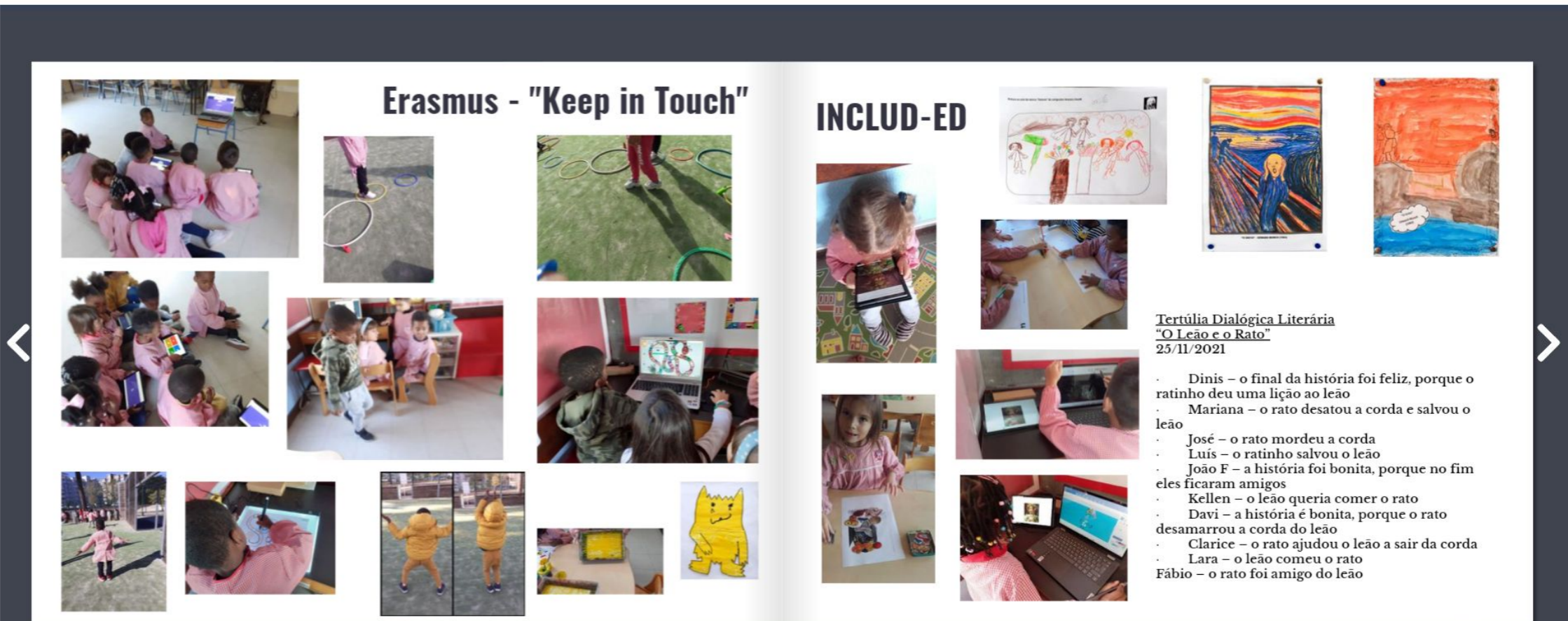
A MENINA AZUL
by Carla Figueiredo ::AESÁ::

Read to me



Sala Vermelha
by Isabel Matos Aesa

Read to me



Erasmus - "Keep in Touch"

INCLUD-ED

Tertúlia Dialogica Literária "O Leão e o Rato" 25/11/2021

- Dinis - o final da história foi feliz, porque o ratinho deu uma lição ao leão
- Mariana - o rato desatou a corda e salvou o leão
- José - o rato mordeu a corda
- Luís - o ratinho salvou o leão
- João F - a história foi bonita, porque no fim eles ficaram amigos
- Kellen - o leão queria comer o rato
- Davi - a história é bonita, porque o rato desamarrou a corda do leão
- Clarice - o rato ajudou o leão a sair da corda
- Lara - o leão comeu o rato
- Fábio - o rato foi amigo do leão

TIPS FOR BETTER LEARNING ABOUT DIGITAL TOOLS

- Read or watch the tutorials of the different digital tools that we suggest.
- Explore them from the user's point of view before using them with the group of children.
- Take some time to explore the app at your own pace and let yourself have fun with it!

**SECURITY
/ PRIVACY
ISSUES**

SAFETY USE OF DIGITAL TOOLS

We all know that digital tools and the Internet have many positive aspects but they also have some less positive aspects. And if proper precautions are not taken, children can be exposed to them.

In this way, some fundamental aspects must be taken into account that we present below:

SAFELY USE OF DIGITAL TOOLS

know how to impose limits

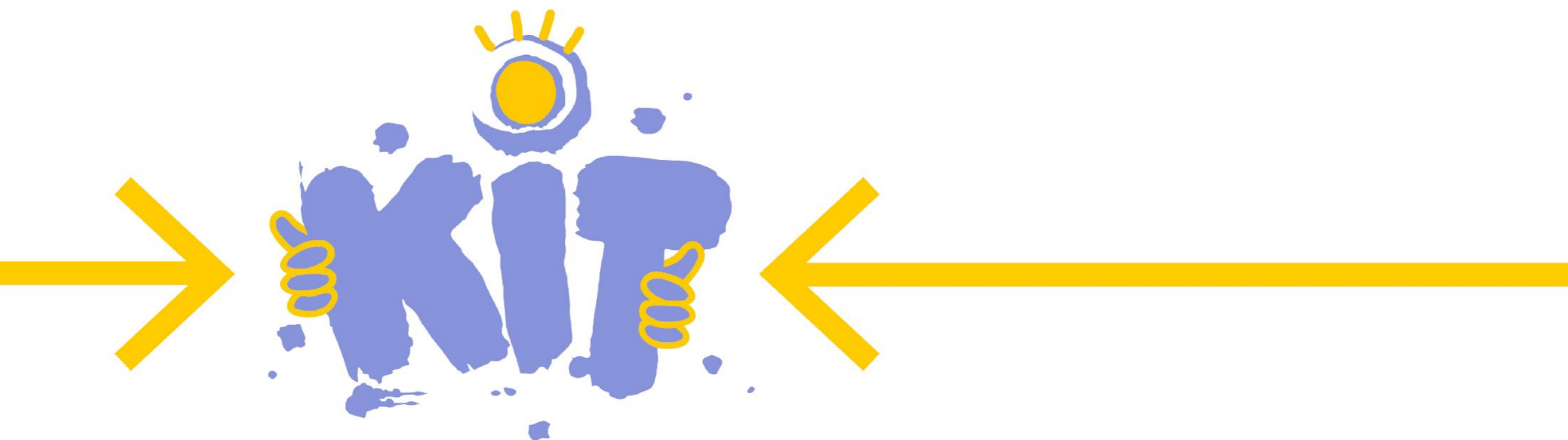
Emphasize to children and their families that there are limits to the use of the virtual environment. These must be negotiated right at the beginning of their use.

Internet Safety

There must be a dialogue, between the adult and the child, to warn about the risks and opportunities that new technologies offer.

Responsibility

It is up to the adult to supervise the use of the tools by the child.



PARTNERS



Zaffiria
CENTRO PER L'EDUCAZIONE AI MEDIA

média
ANIMATION

JFF
JFF – Institut für
Medienpädagogik

**LA
FABU
LERIE**
Tiers lieu culturel
& fabrique numérique



Agrupamento de Escolas
de Santo António, Barreiro – Portugal



Co-funded by the
Erasmus+ Programme
of the European Union

The contents of this publication are the sole
responsibility of the author and can in no way be taken
to reflect the views of the European Commission.